

Week Ending Thursday October 21, 2010

The following information is collected from various sources and disseminated by the Ontario Cattlemen's Association.

ONTARIO DIRECT TO PACKER RAILGRADE CATTLE TRADE

This is a summary for the week of rail grade prices on a carcass weight basis, before grade and weight discounts.

A grade steers	153.00-158.00
A grade heifers	152.00-157.00

ONTARIO LIVE CATTLE TRADE

Ontario auction sales this week saw weighted average price ranges for

FED CATTLE

	Price Range	Average	Top	Last week Avg
Large Frame Steers +1250	87.13-94.75	92.25	102.75	90.67
Medium Frame Steers +1250	83.28-94.83	92.72	96.75	88.80
Large & Medium Frame Steers + 1250	87.08-95.56	92.75	102.75	89.98
Large Frame Heifers + 1000	87.19-94.68	92.48	100.00	88.15
Medium Frame Heifers + 1000	81.37-93.40	87.60	99.75	86.82
Large & Medium Frame heifers + 1000	87.11-95.96	91.83	100.00	88.62
Cows- All Weights	36.35-52.47	44.09	82.00	43.23
Bulls- All Weights	49.68-62.38	56.74	79.00	57.04

STOCKERS-Large and Medium Frame

STEERS	Volume	Price Range	Average	Top	Last week Avg
1000+	1,394	99.88-107.11	104.13	111.30	102.40
900-999	1,764	106.53-112.04	109.95	114.50	110.04
800-899	675	97.27-112.66	107.67	116.00	109.51
700-799	625	95.39-116.33	108.52	122.50	107.60
600-699	929	100.20-126.04	117.61	135.00	113.38
500-599	1,027	109.68-138.81	127.44	146.00	125.59
400-499	687	117.65-144.74	133.57	158.00	132.66
-399	276	105.47-143.86	125.77	162.00	135.83

HEIFERS	Volume	Price Range	Average	Top	Last week Avg
+900	597	84.79-100.53	94.99	103.50	94.51
800-899	549	96.07-103.89	101.21	115.75	100.10
700-799	576	85.49-106.24	100.62	125.00	98.94
600-699	441	89.37-110.31	102.47	116.00	102.32
500-599	730	93.37-122.80	110.20	132.50	109.42
400-499	523	102.53-127.30	117.88	141.00	118.09
300-399	158	108.86-129.93	121.82	145.00	120.67
299-	64	106.03-126.80	117.59	151.00	121.98

At **Talbotville Livestock: Saturday October 16, 2010**

	Price Range	Top
Good & Choice Steers	88.00-95.75	No fancies
Good & Choice Heifers	88.00-94.00	97.50
Good Cows	43.00-52.00	59.00
Medium Bulls	Sales to 53.50	

At Kawartha Lakes Co-op Auction Market: October 16, 2010

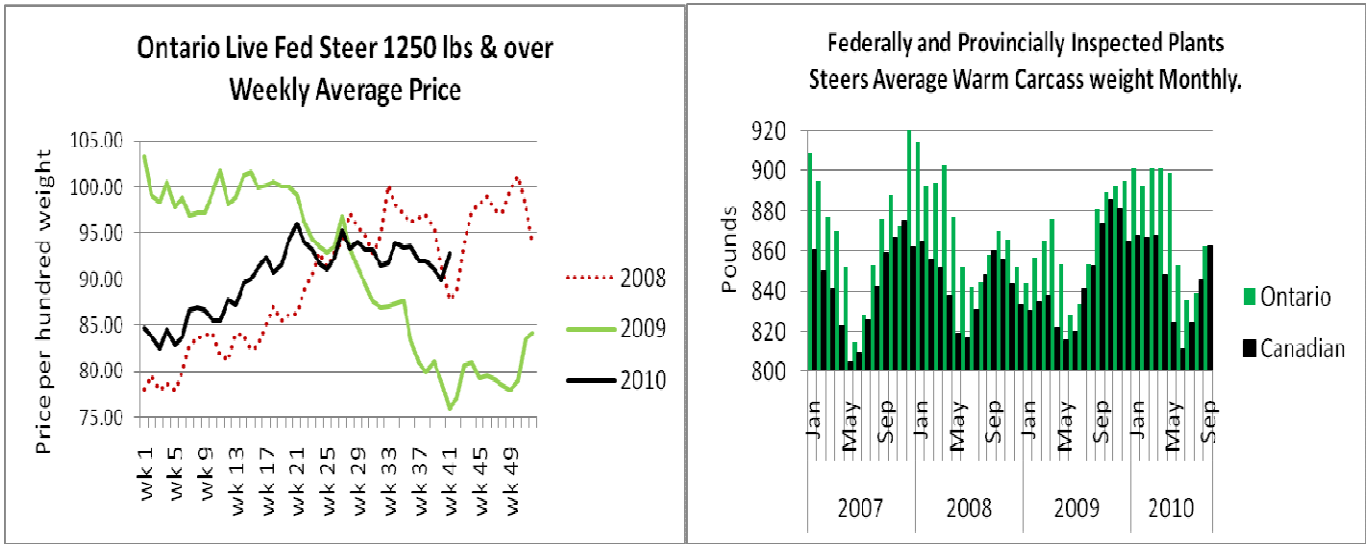
	Price Range	Average	Top
Cows	30.00-59.00	44.33	59.00
Bulls (all weights)	52.83-61.83	57.87	64.00

At Denfield Livestock Exchange Inc. – October 19, 2010

	Price Range		Price Range
Choice steers	93.00-96.00 top 98.25	Choice heifers	92.00-95.00
Good steers	90.00-93.00	Good heifers	89.00-92.00
Good beef cows	45.00-53.00	Good Hol veal	100.0-105.50
Good Hol cows	45.00-51.00	Plain & heavy Hol veal	85.00-95.00
D1 & D2 cows	38.00-44.00	Choice drop calves	\$150.00-\$180.00
D3 & D4 cows	30.00-38.00	Good drop calves	\$100.00-\$140.00
Good beef bulls	60.00-65.00	Plain & Newborns	\$60.00-\$100.00

At Renfrew Pontiac Livestock Ltd– October 19, 2010

	Price Range	Top
Replacement calves	\$40.00-\$160.00	
Cows- D1 & D2	47.00-51.00	54.00
Cows- D3	42.00-46.00	
Cows- D4	30.00-42.00	
Bulls	52.00-58.00	60.00



ONTARIO STOCKER & FEEDER TRADE

Stocker sale at: **Brussels Livestock, October 15, 2010 – 1,633 stockers**

STEERS	Price Range	Avg	Top	HEIFERS	Price Range	Avg	Top
1000+	82.50-105.00	94.90	105.00	900+	88.50-1403.50	96.60	103.50
900-999	85.00-107.00	102.40	107.00	800-899	98.50-106.00	103.73	106.00
800-899	99.00-115.00	109.04	115.00	700-799	97.00-110.00	101.96	110.00
700-799	104.50-119.75	113.16	119.75	600-699	103.25-114.50	108.63	116.00
600-699	114.00-124.50	119.74	127.00	500-599	105.50-126.00	114.93	126.00
500-599	123.00-136.00	130.03	139.00	400-499	114.00-127.00	123.09	130.00
400-499	127.50-139.50	131.65	148.00	300-399	111.00-129.00	124.24	139.00
399-	127.00-143.00	134.29	143.00	299-	129.00-134.00	131.50	135.00

Stocker sale at: **Kawartha Lakes Coop Auction Market, October 16, 2010 – 253** stockers

STEERS	Price Range	Avg	Top	HEIFERS	Price Range	Avg	Top
900-999	83.00-105.00	95.44	105.00	900+	83.75-98.00	90.10	98.00
800-899	75.00-109.80	105.81	109.80	800-899	84.00-115.75	106.22	115.75
700-799	81.00-108.00	96.67	108.00	700-799	74.50-105.75	93.54	105.75
600-699	89.50-118.00	100.67	118.00	600-699	79.50-110.75	97.66	110.75
500-599	107.50-132.50	118.94	132.50	500-599	75.00-119.00	96.05	119.00
400-499	127.50-142.00	134.97	142.00	400-499	89.00-125.00	109.24	125.00
399-	102.50-136.00	119.00	136.00	300-399	115.00-140.00	122.80	140.00

Stocker sale at: **Embrun Livestock Exchange, October 18, 2010- 73** stockers

STEERS	Price Range	Avg	Top	HEIFERS	Price Range	Avg	Top
700-799	93.00-108.00	1032.57	108.00	200-299	100.00-110.00	103.80	110.00
400-499	92.00-125.00	105.75	130.00				
399-	84.00-122.00	102.50	122.00				

Stocker sale at: **Maple Hill Auctions Ltd, October 18, 2010- 447** stockers

STEERS	Price Range	Avg	Top	HEIFERS	Price Range	Avg	Top
1000+	109.00-109.60	109.29	109.60	900+	99.50-103.50	100.32	103.50
900-999	111.85-112.85	112.41	112.85	800-899	96.75-103.25	100.32	104.50
800-899	98.00-114.35	108.58	114.35	700-799	96.00-106.00	102.28	106.00
700-799	107.00-112.50	109.11	112.50	600-699	95.00-98.00	97.40	98.00
600-699	106.00-114.25	112.60	114.25				

Stocker sale at: **Selby Livestock & Auctions Center, October 18, 2010- 75** stockers

STEERS	Price Range	Avg	Top	HEIFERS	Price Range	Avg	Top
600-699	80.50-91.75	89.15	91.75	500-599	85.00-118.00	104.88	118.00
500-599	91.50-122.50	104.54	122.50	400-499	99.00-119.50	114.54	119.50
400-499	114.00-144.00	122.21	144.00				
399-	75.00-105.00	87.85	105.00				

Stocker sale at: **Temiskaming Livestock Sales, October 18, 2010- 101** stockers

STEERS	Price Range	Avg	Top	HEIFERS	Price Range	Avg	Top
1000+	76.75-84.50	81.39	84.50	700-799	95.00		
600-699	84.50-109.50	95.71	113.50	600-699	89.50-100.50	95.77	100.50
500-599	95.50-120.50	109.36	120.50				
400-499	110.00-129.00	113.13	137.50				
399-	129.00-137.00	130.33	137.00				

Stocker sale at: **Vankleek Hill Livestock Exchange, October 18, 2010- 180** stockers

STEERS	Price Range	Avg	Top	HEIFERS	Price Range	Avg	Top
700-799	68.00-110.00	92.84	110.00	700-799	99.00-104.00	101.14	104.00
600-699	97.00-126.00	107.01	126.00	600-699	109.00-112.00	109.54	112.00
500-599	79.00-136.00	112.29	136.00	500-599	112.00-119.00	113.54	119.00
400-499	92.00-143.00	120.68	143.00	400-499	74.00-124.00	105.25	124.00
399-	79.00-143.00	115.32	143.00	300-399	103.00-129.00	116.90	129.00
				299-	117.00-128.00	121.85	128.00

Stocker sale: **Community Livestock Exchange (Hoards), October 19, 2010- 313** stockers

STEERS	Price Range	Avg	Top	HEIFERS	Price Range	Avg	Top
800-899	54.00-107.00	87.09	107.00	800-899	89.50-96.00	95.27	96.00
700-799	57.00-112.00	92.36	112.00	700-799	55.50-103.50	94.13	103.50
600-699	70.00-135.00	114.48	135.00	600-699	77.50-110.50	97.71	110.50
500-599	91.00-138.00	121.68	138.00	500-599	73.00-123.50	105.79	123.50
400-499	92.50-150.00	128.92	150.00	400-499	84.00-124.00	112.09	124.00

Stocker sale at: **Keady Livestock Market, October 19, 2010- 984** stockers

STEERS	Price Range	Avg	Top	HEIFERS	Price Range	Avg	Top
1000+	102.50-107.75	106.33	107.75	900+	101.50-103.00	102.35	103.00
900-999	107.00-113.25	110.31	113.25	800-899	103.00-108.00	105.53	108.00
800-899	105.00-115.00	111.82	115.25	700-799	94.00-111.50	107.57	111.50
700-799	102.00-117.50	111.67	117.50	600-699	102.00-109.50	103.95	116.00
600-699	115.50-132.00	120.80	132.00	500-599	107.00-119.00	113.40	126.00
500-599	111.00-143.00	124.45	145.00	400-499	112.50-128.00	120.39	135.00
400-499	128.00-153.00	139.91	158.00	300-399	120.00-145.00	134.27	145.00
300-399	98.00-157.00	136.67	157.00				

Stocker sale: **Renfrew Pontiac Livestock, October 19, 2010- 600** stockers

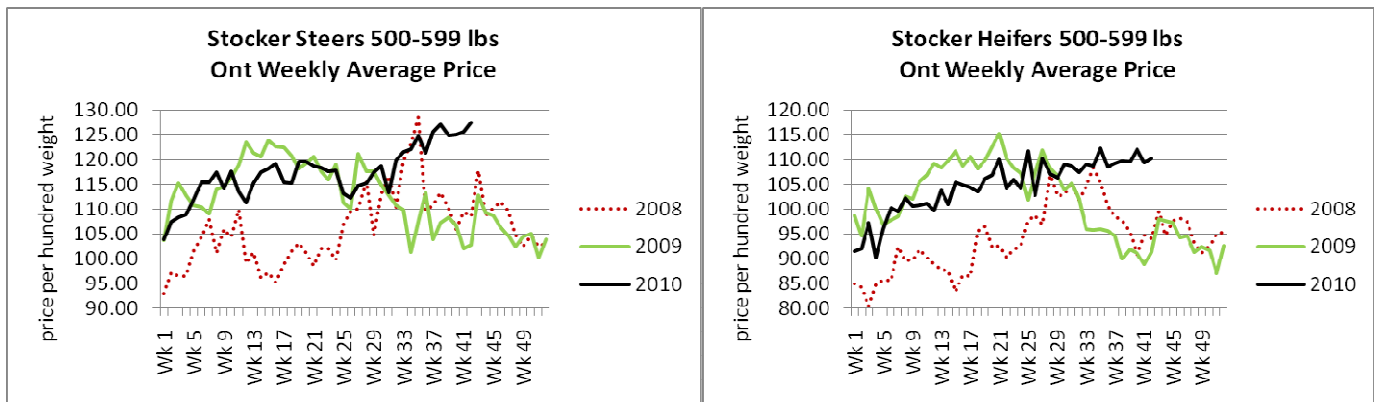
STEERS	Price Range	HEIFERS	Price Range
800-899	100.00-109.00	800-899	100.00-106.00
700-799	108.00-117.00	700-799	104.00-108.00
600-699	117.00-127.50	600-699	105.00-117.00
500-599	130.00-142.00	500-599	117.00-123.00
400-499	140.00-147.00	400-499	122.00-132.00
		300-399	130.00-145.00

Stocker sale at: **Ontario Livestock Exchange – October 20, 2010 - 536** stockers

STEERS	Price Range	Avg	Top	HEIFERS	Price Range	Avg	Top
+1000	100.00-107.75	103.83	107.75	900+	90.00-98.00	95.33	98.00
900-999	104.75-109.00	106.47	109.00	700-799	90.50-96.00	94.61	96.00
800-899	100.00-102.00	101.00	102.00				

Stocker sale at: **Vankleek Hill Livestock Exchange – October 20, 2010 - 95** stockers

STEERS	Price Range	Avg	Top	HEIFERS	Price Range	Avg	Top
600-699	78.00-132.00	109.82	132.00	500-599	115.00-123.00	113.21	123.00
500-599	108.00-143.00	123.01	143.00	400-499	121.00-133.00	118.65	133.00



ONTARIO STOCKER & FEEDER TRADE SPECIAL FALL SALES

Stocker sale at: **Keady Livestock Market, Oct 15, 2010: 1,874** yearlings (overnight stand)

STEERS	Price Range	Avg	Top	HEIFERS	Price Range	Avg	Top
1000+	104.50-108.60	106.83	111.30	900+	95.00-102.50	100.44	102.50
900-999	111.00-114.00	112.60	114.60				
800-899	111.25-115.35	113.09	115.35				

Stocker sale at: **Temiskaming Livestock Sales, October 15, 2010 – 364** stockers

STEERS	Price Range	Avg	Top	HEIFERS	Price Range	Avg	Top
800-899	96.00-116.00	110.42	116.00	800-899	95.00-97.50	95.42	97.50
700-799	101.00-116.00	107.10	116.00	700-799	92.50-100.00	97.38	102.00
600-699	104.50-117.00	111.95	117.00	600-699	97.00-110.00	106.91	110.00
500-599	115.00-138.00	128.79	138.00	500-599	79.50-119.00	102.36	119.00
400-499	131.00-144.00	138.20	149.00	400-499	113.00-134.00	124.89	134.00
399-	113.00-145.00	135.03	154.00	300-399	113.00-139.00	129.80	139.00
				299-	119.00-138.00	128.33	138.00

Stocker sale at: **Thessalon- Algoma Coop Livestock Sales, October 16, 2010- 260** calves.

STEERS	Price Range	HEIFERS	Price Range
600-699	123.50-130.50	600-699	106.50
500-599	120.00-137.00	500-599	107.00-117.00
400-499	115.00-141.00	400-499	110.00-124.00

Stocker Sale at: **Ontario Stockyards Inc, October 19, 2010 – 708** stockers

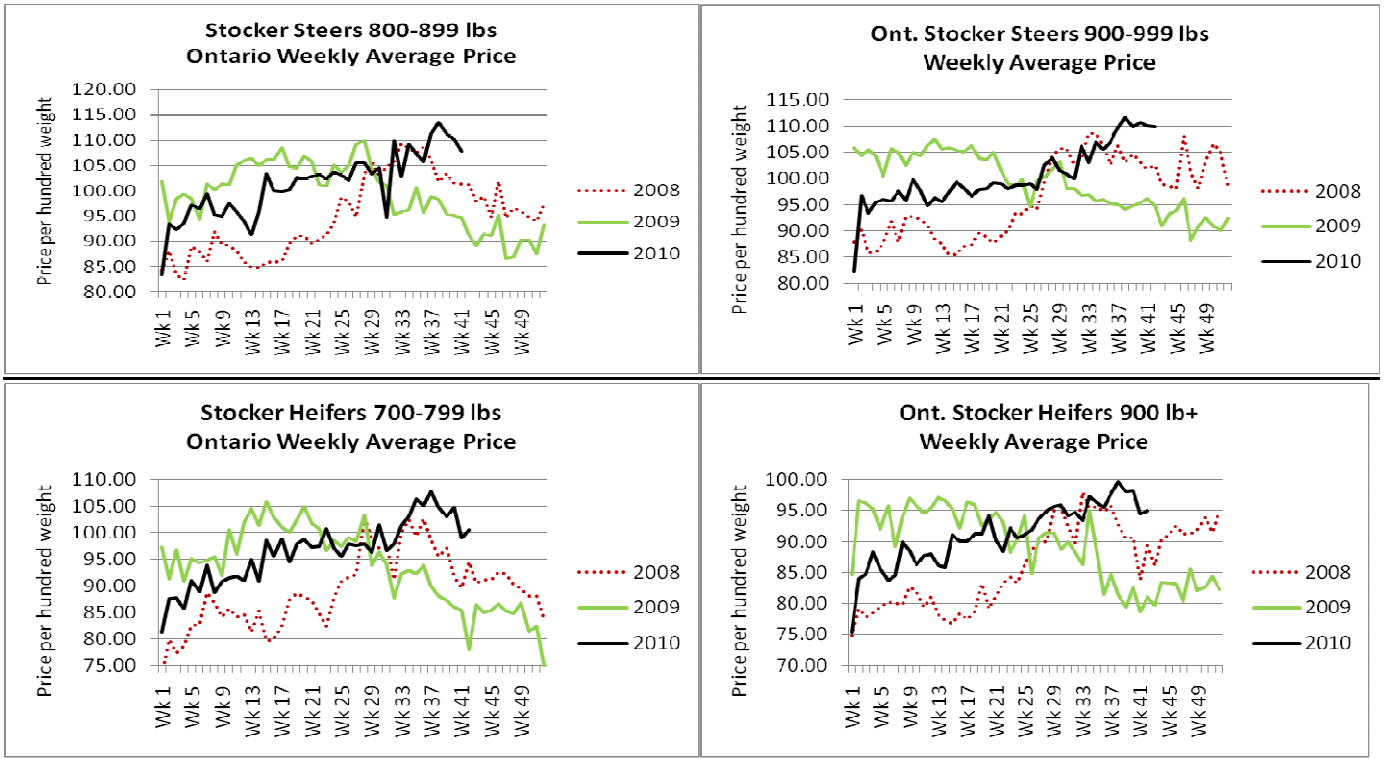
STEERS	Price Range	Avg	Top	HEIFERS	Price Range	Avg	Top
1000+	86.50-95.00	92.03	95.00	900+	80.00-97.50	92.26	97.50
900-999	100.00-103.75	102.92	103.75	800-899	99.00-101.00	100.60	101.00
800-899	103.00-112.50	108.81	112.50	700-799	83.00-106.50	97.19	125.00
700-799	106.75-118.75	111.85	118.75	600-699	85.00-103.75	93.99	113.00
600-699	114.00-121.50	118.14	123.75	500-599	83.00-108.50	96.30	115.00
500-599	118.50-138.00	128.42	138.50	400-499	110.00-111.50	110.64	114.00
400-499	124.00-144.00	132.19	144.50	300-399	108.00-115.00	111.35	115.00
399-	117.00-147.00	135.93	147.00				

CDN Angus Certification Program Sale/CDN Hereford Assoc Sale and the Ottawa/Renfrew calves and yearling sale. A good active sale with most classes selling fully steady. Some plainer heifers sold lower.

Stocker sale at: **Kawartha Lakes Coop Auction Market, October 20, 2010: 1,059**stockers

STEERS	Price Range	Avg	Top	HEIFERS	Price Range	Avg	Top
1000+	80.00-109.25	101.90	109.25	900+	71.00-103.50	100.13	103.50
900-999	97.00-111.00	108.20	111.00	800-899	94.50-105.50	102.16	105.50
800-899	72.00-113.40	107.72	113.40	700-799	75.00-110.00	106.81	110.00
700-799	93.00-122.50	113.42	122.50	600-699	97.00-107.75	102.83	107.75
600-699	90.00-131.50	124.47	131.50	500-599	95.50-118.50	111.33	118.50
500-599	114.00-142.00	136.01	142.00	400-499	81.00-141.00	116.31	141.00
400-499	109.50-147.50	140.26	147.50	300-399	101.00-115.00	107.33	115.00
399-	110.00-141.00	122.75	141.00				

Eastern Angus Stocker Sale. An excellent offering of Black Angus cattle sold at strong to higher prices.



ALBERTA DIRECT TRADE

Week Ending **Thursday Oct 21, 2010**

Steers	Live	93.50-97.50	Flat rail	158.50-159.85
Heifers	Live	93.50-96.50	Flat rail	158.50-159.85

U.S. TRADE (U.S. funds)

Week Ending **Thursday Oct 21, 2010**

Weekly range for choice and select steers and heifers	Live	100.00-102.50
	Rail	158.00-161.00

QUEBEC ELECTRONIC AUCTION MARKET (F.O.B. the feedlot)

Week Ending **Thursday Oct 21, 2010**

A1, A2 Steers	Price	151.75-152.50
----------------------	--------------	----------------------

CANADIAN BOXED BEEF CUT-OUT VALUES

Week Ending	AAA	AA
September 3, 2010	1.5518	1.5446
August 20, 2010	1.5125	1.5290
August 13, 2010	1.4657	1.4787

U.S. BOXED BEEF CUT-OUT VALUES (U.S. funds)

	Choice	Select
	600-900	600-900
Current 5 day average:	157.84	150.76

USDA ESTIMATED CATTLE KILL

	Week Ending	Previous Week	Year Ago
	Oct 23, 2010		
Grand Total	662,000	659,000	645,000

AVERAGE CARCASS WEIGHTS – CANADA

	Steers	Heifers
Oct 16, 2010	875	795
Oct 17, 2009	882	821

PROVINCIAL SLAUGHTER

	September 2010	September 2009
Steers	2,597	4,038
Heifers	2,026	2,295
Cows	857	1,032
Bulls	945	1,228

FEDERALLY INSPECTED CANADIAN KILL

	Week Ending	YTD	% of Yr. Ago
	Oct 16, 2010		
Grand Total	56,202	2,580,320	104%
Alberta Slaughter	43,195	1,975,069	106%
Ontario Slaughter	9,533	457,353	106%

BEEF EXPORTS-

	United States Jan 1– Oct 16	Mexico Jan 1- Aug 31
Total	232,366 tonnes	30,846 tonnes

LIVE CATTLE-CANADA

	IMPORTS Jan 1- Aug 31	EXPORTS Jan 1- Aug 21
Pure bred	1,546	Slaughter steers & heifers 418,864
Non-pure bred	31,908	Feeder steers & heifers 158,785
		Cows & Bulls 146,441

BEEF PRODUCTION

	Jan 1– Oct 16	Last Year Same Time	% Change
Fed	796,749 tonnes	752,969 tonnes	+5.8%
Non-fed	139,588 tonnes	142,730 tonnes	-2.2%

BEEF IMPORTS

	Jan 1– Oct 9	Last Year Same Time	% Change
United States	91,298 tonnes	91,783 tonnes	-0.5%
Non-NAFTA	32,610 tonnes	46,299 tonnes	-29.6%
Total	127,198 tonnes	139,675 tonnes	-8.9%

CHICAGO MERCANTILE EXCHANGE

Closing quotes on futures today were as follows:

Live Cattle			Feeder Cattle			Corn		Soybeans		Canadian \$				
\$/cwt US			\$/cwt US			\$/bu US	¢/bu	\$/bu US	¢/bu					
Oct	102.20	+0.67	Oct	111.20	+0.50	Dec	5.600	-4.2	Nov	11.994	-2.0	Spot	97.36	-0.01
Dec	101.70	+0.45	Nov	112.55	+0.90	Mar	5.722	-3.4	Jan	12.114	-1.4	Dec	97.23	+0.01
Feb	104.17	+0.50	Jan	112.85	+0.85	May	5.782	-3.2	Mar	12.186	-2.2	Mar	96.99	-0.01
Apr	106.62	+0.45	Mar	113.67	+0.87	Jul	5.810	-3.0	May	12.216	-2.6	Jun	96.77	-0.01
Jun	103.60	+0.35	Apr	114.40	+0.50	Sep	5.364	-3.2	Jul	12.266	-2.0	Sep	96.51	-0.01
Aug	103.30	+0.47	May	115.10	+0.20	Dec	5.184	-4.2	Aug	12.116	-2.2	Dec	96.25	-0.01

Ontario Cattlemen's Association, 130 Malcolm Rd., Guelph, ON N1K 1B1 Phone: (519) 824-0334 Fax: (519) 824-1930 or email: 95.731+0.27:mktinfo@cattle.guelph.on.ca

2010 Special Fall Stocker and Bred Cow Sales

Oct 23	9:00 am	Keady Livestock Market	Bruce Peninsula Charolais Association Sale-presort Members only- mainly char-age verified, vaccinated
Oct 23	10:30 am	Ottawa Livestock Exchange	Bred Cow Sale
Oct 25	10:00 am	Brussels Livestock	Vaccinated calf & yearling sale sponsored by Huron County Beef Producers
Oct 25	1:00 pm	Selby Livestock & Auctions Center	Stocker sale sponsored by Lennox/Addington Stocker Sale Committee
Oct 25	7:00 pm	Maple Hill Auctions Ltd	Local vaccinated calf sale in reg sale
Oct 26	9:00 am	Keady Livestock Market	Georgian Bay Premium Char Calf Sale (members Only), mainly char- age verified, vacc, presorted
Oct 26	11:00 am	Ontario Stockyards Inc	Yearling sale
Oct 27	11:00 am	Kawartha Lakes Coop Auction Mkt	Stocker sale
Oct 27	7:00 pm	Talbotville Livestock Exchange	Bred Cow and Stocker sale
Oct 27	7:30 pm	Vankleek Hill Livestock Exchange	Stocker sale
Oct 28	9:00 am	Keady Livestock Market	Bluewater Angus Calf Association Sale (members only)- Mainly Angus- Age ver, vacc & presorted
Oct 28	10:00 am	Wiarthon-Grey Bruce Livestock Coop	Calf sale- mostly vaccinated
Oct 29	10:00 am	Brussels Livestock	Hereford sale in regular sale at 1:00 pm.
Oct 29	1:00 pm	Listowell Livestock	Local vaccinated calves
Oct 29	7:00 pm	Cargill Auction Market	Local Calf sale
Oct 29		Maple Hill Auctions Ltd	Cow Herd Dispersal- for Ivan Mielhausen 150 blk cows- bred & 140 calves from 2010 calf crop
Oct 30	9:00 am	Keady Livestock Market	Central Calf Assoc Sale (members only) All breeds, age verified, vacc selling in owner lots
Oct 30	9:30 am	Stratton-Rainy River Cattlemens Assoc	Mainly calves, some protocol cattle, majority Age verified
Nov 3	11:00 am	Kawartha Lakes Coop Auction Mkt	Peterborough/Victoria County Cattlemen's Certified Stocker Sale
Nov 5	9:00 am	Keady Livestock Market	Local calves- preweaned or right off cow-owner lots
Nov 5	7:00 pm	Cargill Auction Market	Local Calf sale
Nov 6	11:00 am	Brussels Livestock	Bred Cow Sale- cows must be in before 9 am
Nov 6	11:00 am	Denfield Livestock Exchange	Local Calf Sale

Weekly Cattle Comments
As Supplied by Ontario Cattlemen's Association
Ph: Toll free: 1-866-370-2333 or (519) 824-0334
Fax: (519) 824-1930 Email: mktinfo@cattle.guelph.on.ca

Comments for the week ending October 21, 2010

The live fed cattle market saw a good strong week of trade. There were 735 fed cattle sold through auction markets this week which is 85 more than last week and 202 less than the same time last year. Steers averaged \$92.75 this week up \$2.77 from last week with a range of \$87.08-\$95.56. Heifers sold for an average price of \$91.83 up \$3.21 over last week ranging from \$87.11-\$95.96. This week's average prices saw steers up \$15.70 and heifers up \$16.06 over last year at this time. Auction market reports saw prices improve as the week progressed with early sales steady to stronger to \$1.00 higher to \$1.00-\$2.00 higher by the end of the week.

The slaughter cow market also saw a slight price improvement this week. There were 2,596 slaughter cows sold through auctions this week which is 463 more than last week and 264 more than last year at this time. Cow's prices ranged from \$36.35-\$52.47 with a weekly average of \$44.09 up \$0.86 from last week and \$9.31 higher than last year at this time. Auction markets reported a good demand with active trade and prices steady to stronger.

There were 11,015 replacements sold through auction markets up 23.7% from last week and fully steady to last year at this time. Auction markets reported at good demand with active trading and prices steady early in the week to fully steady to stronger as the week progressed. Plainer types were reported as under some pressure. Actual average prices saw steers over 900 lbs up \$0.54, steers 800-900 lbs down \$1.84. Steers 600-700 lbs averaged \$4.23 higher while all other categories sold \$1.00-\$2.00 higher. Heifers averaged steady to \$1.00 higher.

Ontario railgrade prices improved as the week progressed. Steers started the trading week at \$153-\$156 dressed and heifers at \$152-\$155. On Monday \$1.00 was added to the bottom end of the range at \$154-\$156 steers and \$153-\$155 heifer. By Wednesday prices were at \$156-\$157 steer and \$155-\$156 heifer. On Thursday prices increased again to \$157-\$158 dressed steer and \$156-\$157 heifer. The overall average for the week was \$1.25 stronger than last week's average price.

Alberta's fed cattle market was very strong this week with live prices averaging \$2.00-\$4.00 higher and rail prices up \$7.20-\$8.47. Steers sold from \$93.50-\$97.50 live and \$158.50-\$159.85 flat rail. Heifers traded from \$93.50-\$96.50 live and \$158.50-\$159.85 flat rail.

The U.S. cash cattle trade was very active on Wednesday with prices considerably higher. Southern trade was \$4.00-\$5.00 higher from \$100.00-\$102.50 live with most at 102.00 and northern sales up \$8.00 from last week's weighted average at \$158.00-\$161.00 dressed with most sales reported at \$160.00. Short bought packers, tight cattle supplies, higher cattle futures and improvement in the boxed beef trade all contributed to the surge in prices this week.